




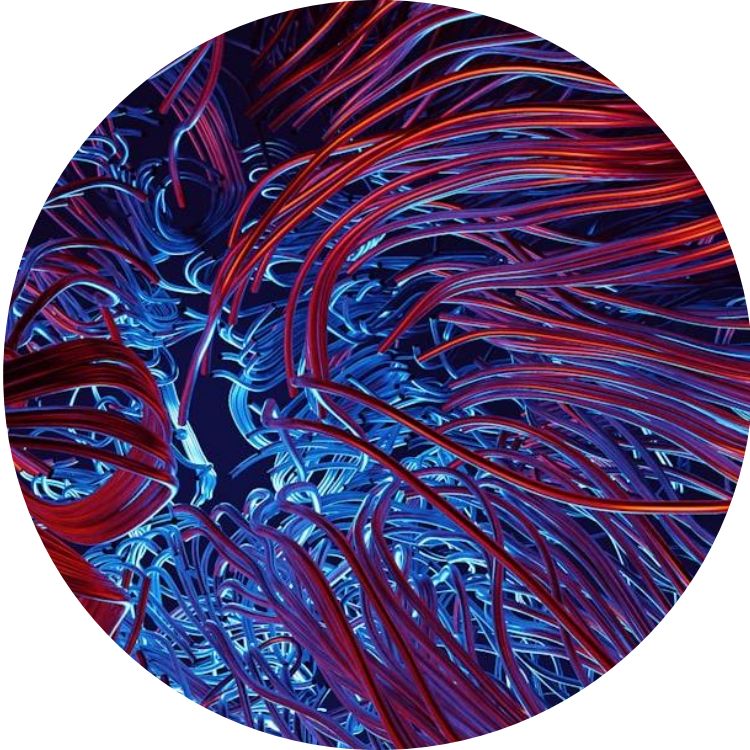
crosspoint
real estate



An International
Associate of Savills

ROMANIA DATA CENTERS

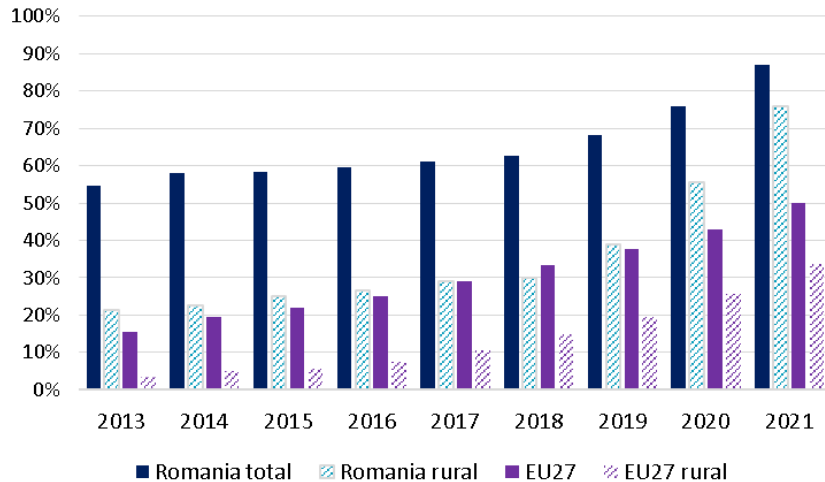




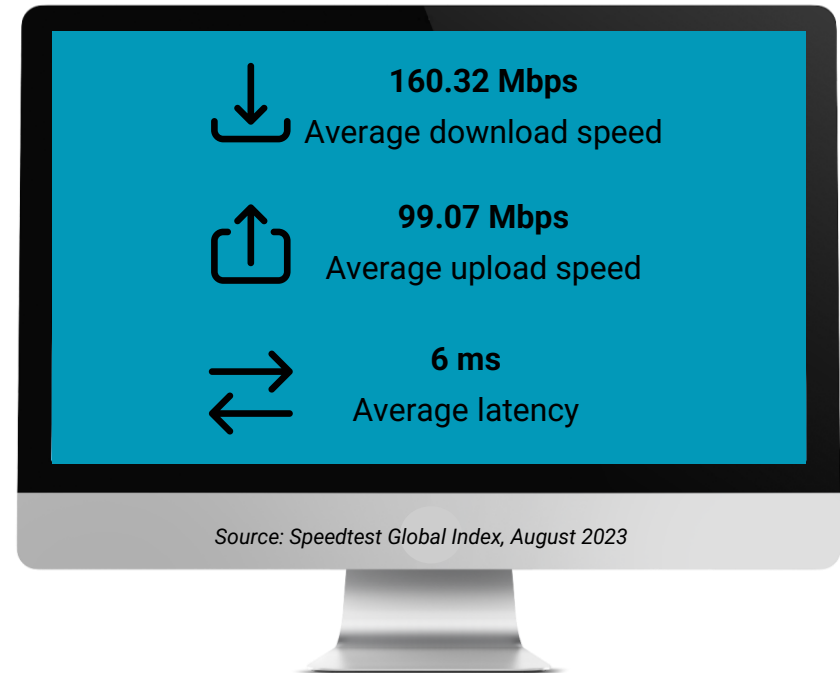
**Infrastructure &
Technology**




% OF HOUSEHOLDS WITH FTTP COVERAGE




Sources: Eurostat



The background is a full-page image of marbled paper with swirling patterns of white, cream, yellow, orange, blue, and purple. A white circle is positioned on the left side, containing the text "Natural resources & energy".

**Natural resources &
energy**

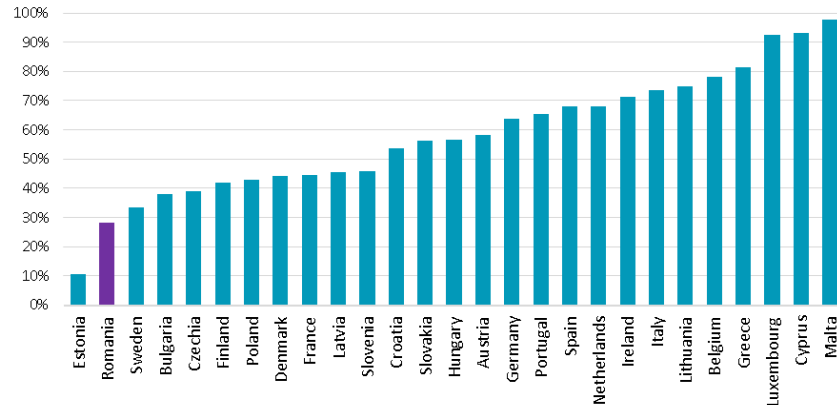


TOTAL RENEWABLE WATER RESOURCES (m³/CAPITA/YEAR)

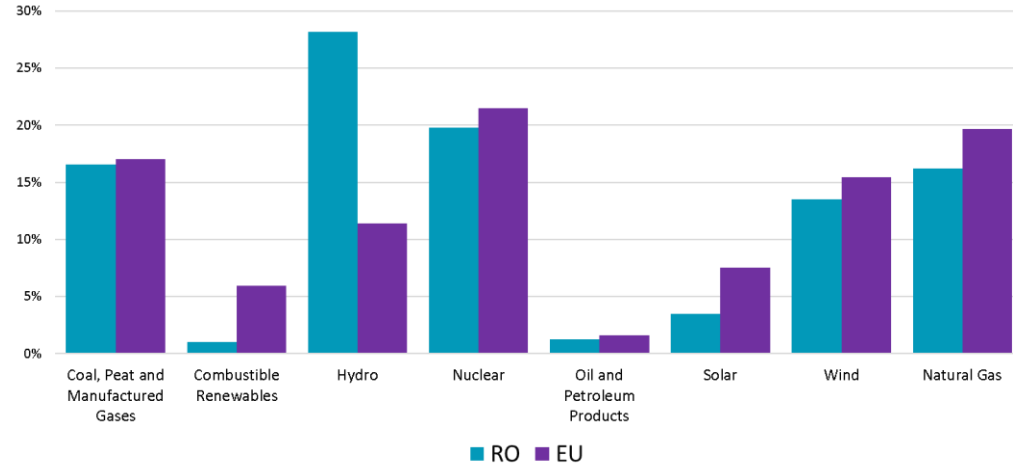
Area	2007	2022
Romania	10,079	11,021
Western Europe	4,681	4,634
CEE	7,582	7,587
Northern Europe	124,232	123,383
Southern Europe	2,769	2,772
Baltics	12,075	12,181
Balkans	8,311	8,349

Source: Aquastat

TOTAL ENERGY DEPENDENCY IN THE EU 2020



SHARE OF SOURCES IN ANNUAL ELECTRICITY PRODUCTION, ROMANIA & EU TOTAL, 2022



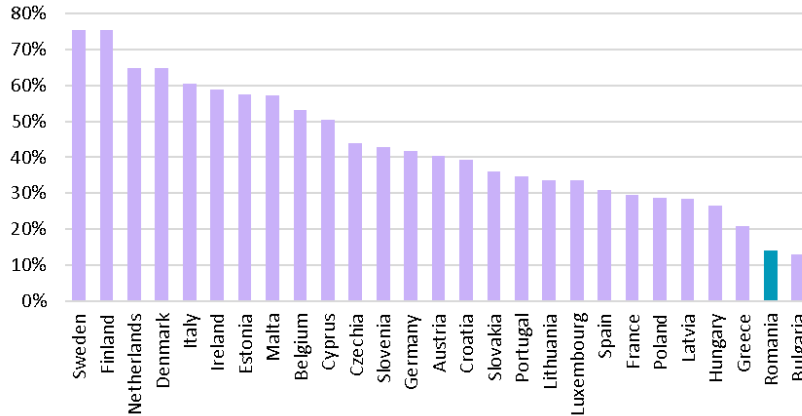
Sources: Eurostat, IEA



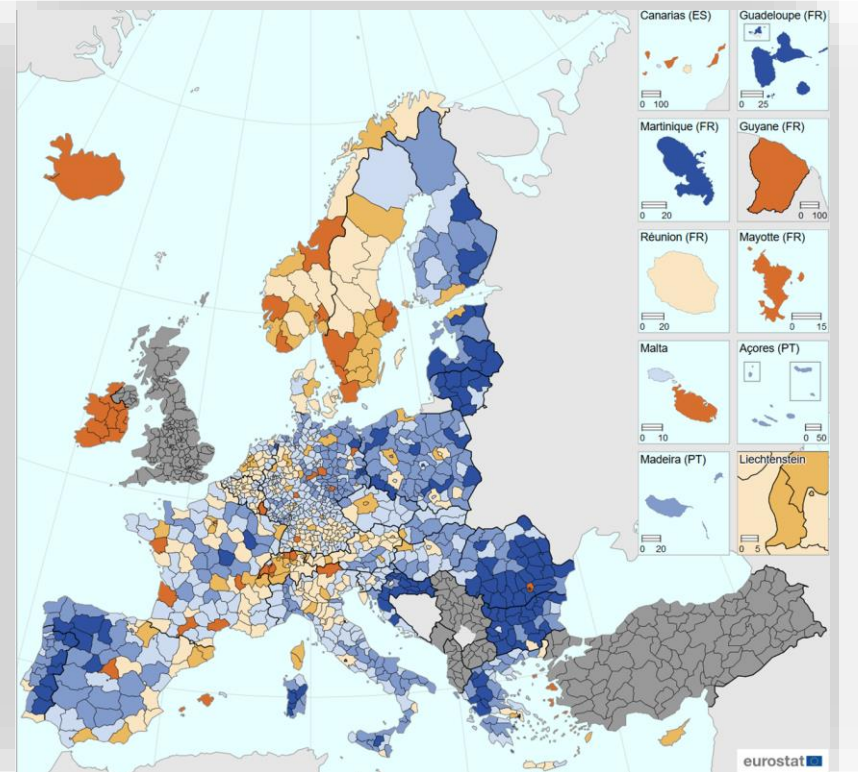
**Existing & future
demand**

**PROJECTED RELATIVE CHANGE OF THE EU
POPULATION BY NUTS 3 LEVEL, 2019-2050**

**USE OF CLOUD COMPUTING BY ENTERPRISES,
2021**



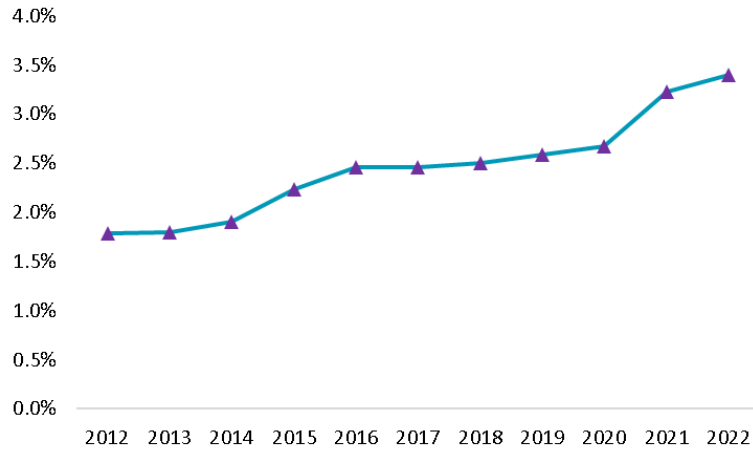
Source: Eurostat





Human resources

SHARE OF ICT PROFESSIONALS IN TOTAL WORKING POPULATION




SHARE OF ICT PROFESSIONALS IN MAJOR TECH REGIONS, 2022

AREA	TOTAL WORKFORCE ('000)	ICT EMPLOYMENT %	WOMEN IN ICT %
Cluj	357	9%	42%
Bucharest-Ilfov	1,459	8%	43%
Timis	333.7	7%	41%
Iasi	267.4	7%	42%



**Security & natural
hazards**



LOSSES FROM EXTREME WEATHER (1980-2022) SELECT EU COUNTRIES

Country	Total losses (M€)	Insured losses (%)	Losses per capita (€)	Losses per km ² (€)
Romania	17,525	1%	816	73,513
Germany	167,299	30%	2,065	467,879
Italy	111,110	5%	1,918	367,817
Denmark	8,881	61%	1,646	206,896
Austria	13,216	18%	1,626	157,566
Czechia	16,274	12%	1,567	206,334
Greece	11,934	3%	1,129	90,622
Hungary	8,919	5%	875	95,894
Netherlands	9,996	39%	629	267,420
Bulgaria	4,741	2%	594	42,715
Poland	18,166	7%	480	58,237
Sweden	3,658	26%	402	8,175

Sources: EEA, XDI

GLOBAL CYBERSECURITY INDEX

76.29/100

RANK

32/46

2021

Source: ITU

Building type

AAL (€M)

Commercial	45
Industrial	52
Residential	305

Source: EFEHR Risk Maps



crosspoint
real estate



An International
Associate of Savills



ILINCA TIMOFTE

Head of Research

P: +40 21 232 45 40

M: +40 747 021 992

Email: ilinca.timofte@crosspoint.com.ro